

CORRECTION

Open Access



Correction to: Nerve growth factor improves functional recovery by inhibiting endoplasmic reticulum stress-induced neuronal apoptosis in rats with spinal cord injury

Hongyu Zhang^{1†}, Fenzan Wu^{1,2†}, Xiaoxia Kong³, Jie Yang¹, Huijun Chen¹, Liancheng Deng¹, Yi Cheng¹, Libing Ye¹, Sipin Zhu⁴, Xie Zhang⁵, Zhouguang Wang¹, Hongxue Shi¹, Xiaobing Fu⁶, Xiaokun Li¹, Huazi Xu⁴, Li Lin^{1*} and Jian Xiao^{1*}

Correction to: *J Transl Med* 12:130 (2014)

<https://doi.org/10.1186/1479-5876-12-130>

The original publication of this article [1] contained 4 errors in Figs. 1a, 5a, 7b, c. The wrong figures were used for the experimental animals and experimental groups. The correct figures are published in this correction article

along with an updated caption. The full figures and captions can be accessed via the original article.

The effect of the nerve growth factor (NGF) group in promoting damage repair has not changed and the changes do not affect the scientific significance of current article.

The original article can be found online at <https://doi.org/10.1186/1479-5876-12-130>.

*Correspondence: linliwzmc@163.com; xfj2000@126.com

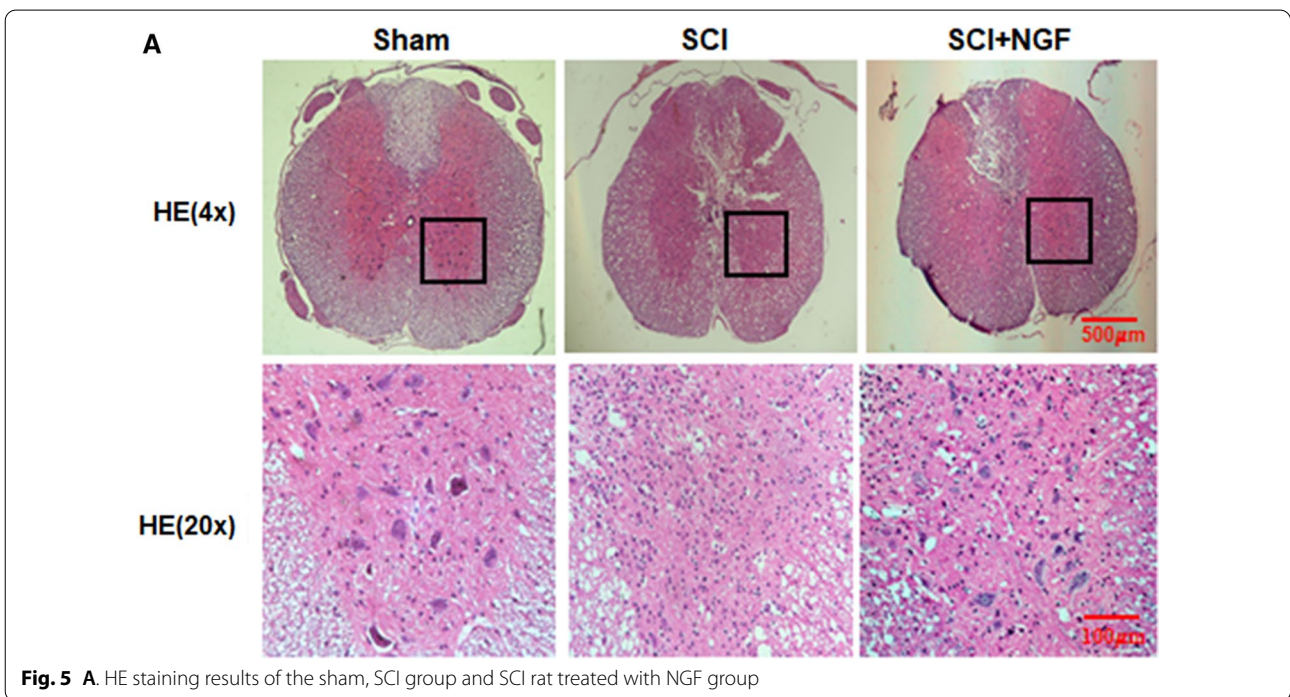
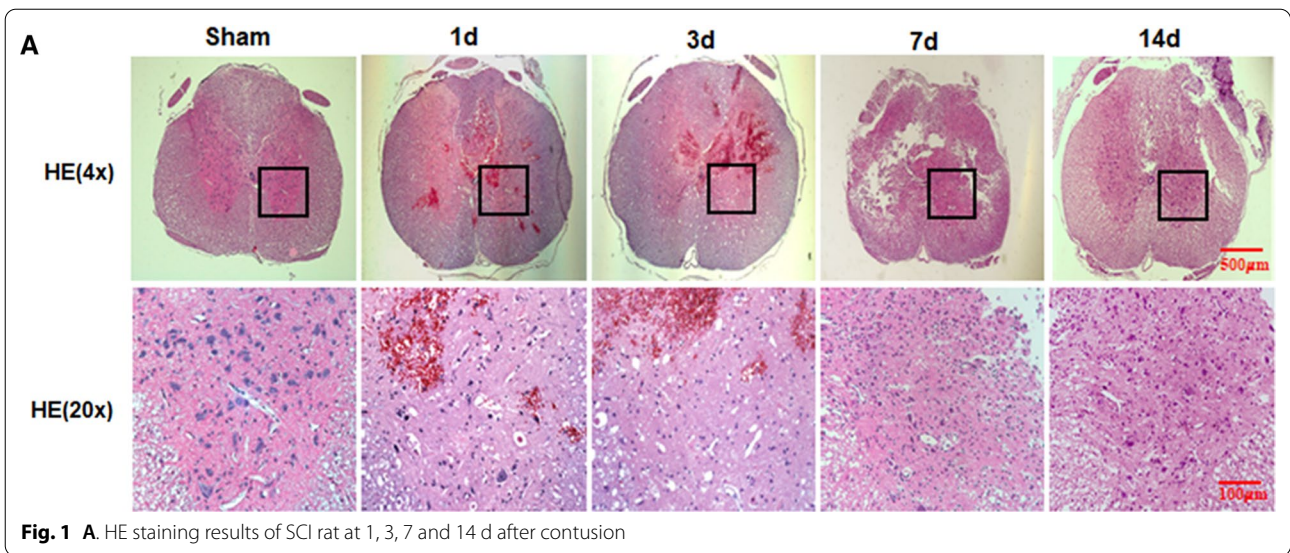
†Hongyu Zhang and Fenzan Wu contributed equally to this work

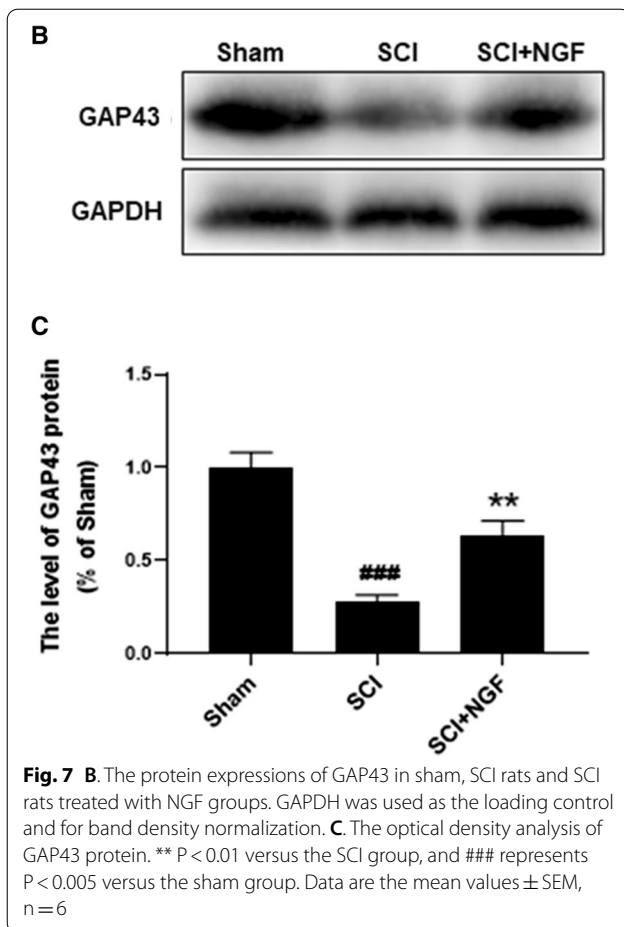
¹ Key Laboratory of Biotechnology and Pharmaceutical Engineering, Molecular Pharmacology Research Center, School of Pharmacy, Wenzhou Medical University, Wenzhou 325035, Zhejiang, China

Full list of author information is available at the end of the article



© The Author(s) 2021. **Open Access** This article is licensed under a Creative Commons Attribution 4.0 International License, which permits use, sharing, adaptation, distribution and reproduction in any medium or format, as long as you give appropriate credit to the original author(s) and the source, provide a link to the Creative Commons licence, and indicate if changes were made. The images or other third party material in this article are included in the article's Creative Commons licence, unless indicated otherwise in a credit line to the material. If material is not included in the article's Creative Commons licence and your intended use is not permitted by statutory regulation or exceeds the permitted use, you will need to obtain permission directly from the copyright holder. To view a copy of this licence, visit <http://creativecommons.org/licenses/by/4.0/>. The Creative Commons Public Domain Dedication waiver (<http://creativecommons.org/publicdomain/zero/1.0/>) applies to the data made available in this article, unless otherwise stated in a credit line to the data.





Author details

¹Key Laboratory of Biotechnology and Pharmaceutical Engineering, Molecular Pharmacology Research Center, School of Pharmacy, Wenzhou Medical University, Wenzhou 325035, Zhejiang, China. ²Department of Pharmacy, Cixi People's Hospital, Cixi 315300, Zhejiang, China. ³Institute of Hypoxia Research, School of Basic Medical Sciences, Wenzhou Medical University, Wenzhou 325035, Zhejiang, China. ⁴Department of Orthopaedics, The Second Affiliated Hospital, Wenzhou Medical University, Wenzhou 325035, Zhejiang, China. ⁵Medicine Research Center, Ningbo Medical Treatment Center Lihuli Hospital, Ningbo 330200, Zhejiang, China. ⁶Institute of Basic Medical Sciences, Chinese PLA General Hospital, Beijing 100853, China.

Published online: 25 October 2021

Reference

- Zhang H, Wu F, Kong X, Yang J, Chen H, Deng L, Cheng Y, Ye L, Zhu S, Zhang X, Wang Z, Shi H, Fu X, Li X, Xu H, Lin L, Xiao J. Nerve growth factor improves functional recovery by inhibiting endoplasmic reticulum stress-induced neuronal apoptosis in rats with spinal cord injury. *J Transl Med*. 2014;12:130. <https://doi.org/10.1186/1479-5876-12-130>.

Publisher's Note

Springer Nature remains neutral with regard to jurisdictional claims in published maps and institutional affiliations.

Ready to submit your research? Choose BMC and benefit from:

- fast, convenient online submission
- thorough peer review by experienced researchers in your field
- rapid publication on acceptance
- support for research data, including large and complex data types
- gold Open Access which fosters wider collaboration and increased citations
- maximum visibility for your research: over 100M website views per year

At BMC, research is always in progress.

Learn more biomedcentral.com/submissions

